

# ROLLGLIDER

THE SAFE PROXIMITY FLIGHT



a brand of **safety**  
ENGINEERING

## **The Concept**

### **The ultimate flying experience**

Fascinated by flying, we were inspired to bring it closer to people but in a safer environment. That's how in 2014, the Rollglider was born. Over the years we have carefully crafted rides with different experiences so each person can find something in the Rollglider flight to enjoy and call their own.

To date, through our rides, we have brought flying to thousands of people around the world.

***HAVE YOU EVER  
DREAMED OF  
FLYING?***



# The Rides

## Extreme



Designed for exhilarating speeds

## Transport



Designed for transportation

## Panoramic



Designed for sightseeing



50 km/h max speed



3 ride variations



45 rides worldwide

# Extreme Rollglider

## Gravity-powered



The Extreme Gravity Rollglider is the fastest zip-coaster on the market with speeds of up to 50 km/h. The Rollglider track combines stirring loops, hair-raising dips, and swift turns for an adrenaline-inducing ride. The ride also features a choice between two types of trolleys with different maximum speeds and various automation systems such as trolley retraction or anti-collision to ease operation and increase capacity.



### Extreme gravity trolley

- Speed up to 50 km/h
- Magnetic or centrifugal braking module
- Suitable for both indoor and outdoor
- Suitable for a harnessed ride

## Electric



The Extreme Electric Rollglider combines two crucial functionalities—an uphill ascend that cuts across inclines and a manual mode that grants speed control to customers. The ride adds on its Gravity Coaster predecessors with an Electric Trolley that reduces any limitations of movement, while still retaining a speed of up to 35 km/h. The ride also features a double-track option, perfect for a friendly competition.



### Extreme electric trolley

- Speed up to 35 km/h
- Electric motor powered by on-board batteries
- In-built braking module
- Smooth and steady ride experience
- Optional twin-seat for a shared ride

Up to 50 km/h

Up to 120 ppl/h

Variety of trolley retraction systems

Up to 35 km/h

Up to 120 ppl/h

No trolley retraction required

# Panoramic Rollglider

## Gravity-powered



The Panoramic Gravity Rollglider is designed to make the most of indoor and outdoor sceneries, allowing riders to explore their surroundings from a new perspective. The special trolley design allows multiple riders to embark on the line at once without the need for an anti-collision system – an opportunity for customers to enjoy the experience together and for operators to reach higher capacities.



### Panoramic gravity trolley

- Speed of up to 10 km/h
- Light trolley profile: 5 kg in total
- Centrifugal or magnetic braking module
- Maximum top speed regardless of participant weight

## Electric



The Panoramic Electric Rollglider is a flexible observational ride that fits perfectly both indoors and outdoors. Easy to integrate around existing displays, this line is perfect for sightseeing or simply experiencing natural wonders in a new way. What is more, the Panoramic Electric Trolley brings forth a smooth 12 km/h experience that allows clients to glide, all the while manually controlling their speed.



### Panoramic electric trolley

- Speed: up to 12 km/h
- Battery-powered trolley
- 8 hours of operation on a single charge
- Speed control by the participant

Up to 240 ppl/h

No trolley retraction required

No anti-collision system required

Up to 240 ppl/h

No trolley retraction required

Climb inclinations of up to 15%

# Transport Rollglider



The Transport Rollglider is a modern mode of transport, blending all trademark experiences the product line has to offer with the functionality of travelling from one point to another. Featuring a design well-suited to leisure locations such as zoos and harbors, this Rollglider indulges the amplified interest towards inventive transportations.



## Transport trolley

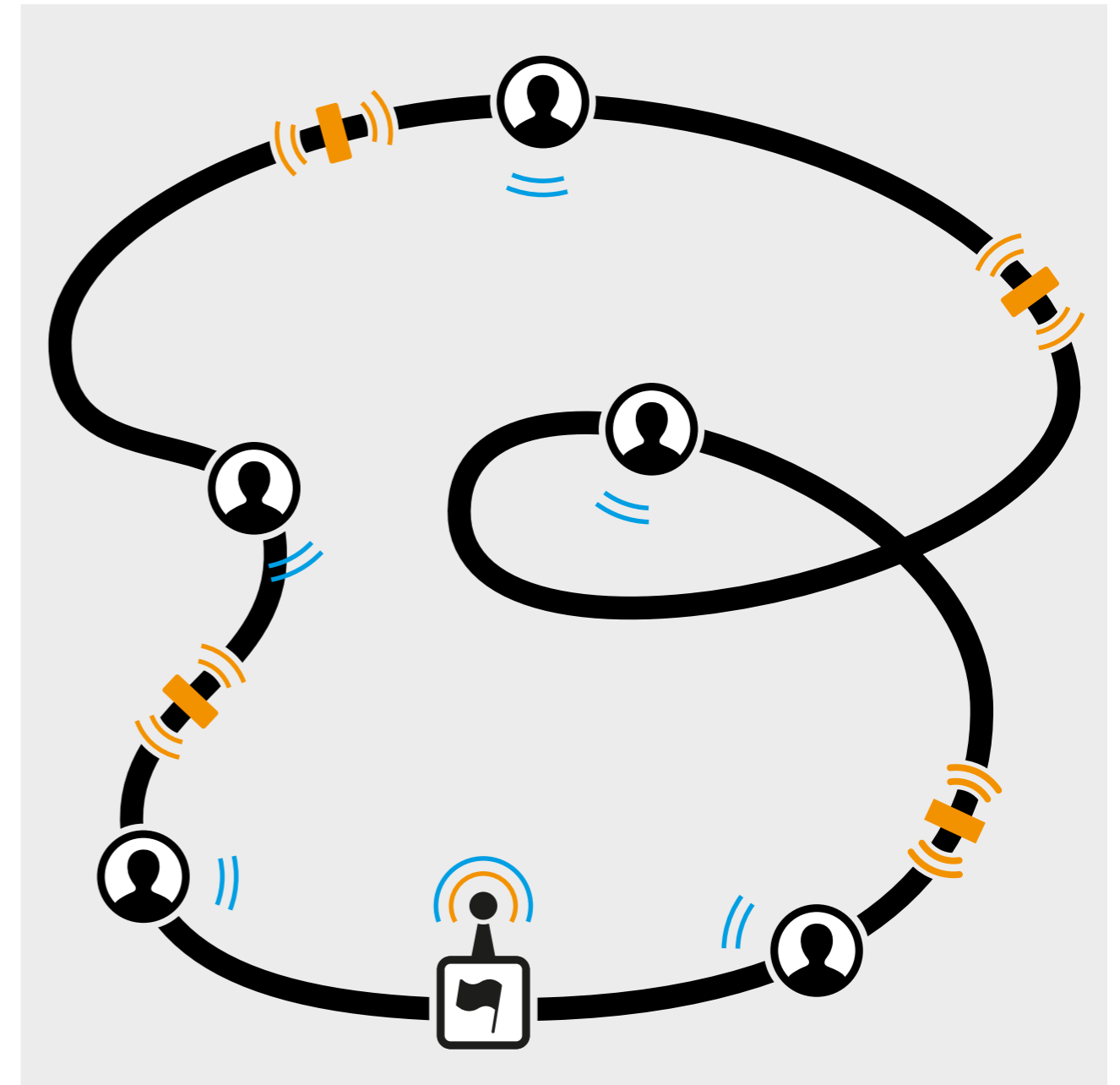
- Battery-driven trolley: speed up to 10km/h
- In-built braking module
- Smooth and steady ride experience
- Powered by high-capacity, lithium-titanate battery
- Possibility of recharging 80% of the battery capacity in 6 minutes
- Climbs up to 30% inclinations
- Optional twin seat for a shared ride






Up to 360 ppl/h

Eco-friendly

Highly adaptable

# Anti-collision System Diagram



-  **Control system**  
Constantly manages and monitors all trolleys
-  **Participant on trolleys**
-  **Rollglider track**
-  **Safety gate**
-  **Start / finish platform**

- The track is divided into segments with each segment equipped with a safety gate and an emergency brake module
- All trolleys constantly communicate with the main control system
- The main control system communicates with all safety gates and alerts them if the emergency brake module must be activated
- All trolleys are stopped completely whenever the track segment before them is determined to be occupied by the Control System

# Ski & Mountain Resorts



Bring a new thrilling adventure to your customers by including the excitement-inducing Rollglider in your mountain resort portfolio. Estimated to bring an increase in revenue as soon as the first year of summer operations, the ride is proven to diversify every location and draw in new customers during off-season periods.

<p><b>Summer operation</b></p> <p>ROLLGLIDER is a great anchor summer operation for mountain resorts. It can cash drain by up to 30% per year and can increase revenue by 12,5%</p>	<p><b>Universal appeal</b></p> <p>ROLLGLIDER appeals to a wide range of people—from thrill-seekers who prefer the Extreme Rollglider to families who enjoy the Panoramic one.</p>	<p><b>Diversifies the experience</b></p> <p>ROLLGLIDER offers a unique entertainment that draws in people who are not necessarily interested in sports but want to enjoy the mountain scenery anyway.</p>
---	---	---

## Sample Project

An Extreme Rollglider with a speed of up to 50 km/h, featuring a twin seat for maximum comfort. The ride does not need a trolley retraction system as it features electric trolleys that can be returned to the starting platform via the Rollglider track itself.



Track length	Capacity	Speed
<b>1800 meters</b>	<b>Up 240 ppl/h</b>	<b>Up to 50 km/h</b>

## Breakdown

<b>Components</b>	Ride platforms Rollglider track Hybrid Trolleys	Anti-Collision System Magnetic Brakes Twin seats for a shared ride
<b>Structure</b>	Self-standing	
<b>Staff members</b>	Minimum 2 people	
<b>Safety zones</b>	At least 5 m from the track to any obstacles below At least 2 m on each side of the track	

# Amusement Parks



The Rollglider ride is a great standalone attraction for any park as it can fit around and upgrade already present structures. Created to satisfy younger and older generations of thrill-seekers, the Rollglider can generate speeds of up to 50 km/h and has a capacity of up to 240 people per hour. Featuring endless theming possibilities, the ride is guaranteed to achieve the perfect combination of extreme experiences and design excellence.

## Novel experience

ROLLGLIDER is a novelty which makes it an instant crowd-magnet as people are searching not only for the most exciting but for niche experiences.

## Thrill ride

ROLLGLIDER is a special kind of zip coaster—with its speed of up to 50km/h and the many loops and turns it makes for the perfect thrill attraction.

## Easy to theme

From trees, waves, lianas, and even some very angry birds—we have done it all and are ready to take on new and exciting design challenges.

## Sample Project

An Extreme Rollglider, integrated with a Ropes Course and a climbing wall. The ride features high speed and exciting track elements as well as a trolley retraction and smaller platforms that make it quick and easy to operate.



Track length

220 meters

Capacity

Up to 120 ppl/h

Speed

Up to 35 km/h

## Breakdown

<b>Components</b>	Start/end platforms integrated with the ropes course Rollglider track	Extreme trolleys & harnesses Trolley retraction Magnetic brakes
<b>Structure</b>	Suspended	
<b>Staff members</b>	Minimum 2 people	
<b>Safety zones</b>	At least 5 m from the track to any obstacles below At least 2 m on each side of the track	



# Family Entertainment Centers



Experiences, such as the Rollglider, are the perfect solution to involve families in entertainment activities, boost return visits and increase capacities. The flexible structure, which can fit in almost any available space, including unutilized ceiling areas, makes it easy to reap the benefits from the Rollglider without having to sacrifice other attractions.

## Space efficiency

ROLLGLIDER can be suspended from the ceiling, which means that no bulky or complex structure is needed

## Up-charge attraction

ROLLGLIDER is an exciting aerial attraction that gives a competitive advantage to the regular FEC

## Staff optimization

ROLLGLIDER achieves up to 60 people per hour capacity with only one staff member operating it at all times.

## Sample Project

A Panoramic Electric Rollglider integrated with a Ropes Course and Fun Walls. The ride utilizes a mezzanine as an operational platform and is fully suspended on the already existing structure.



Track length

120 meters

Capacity

Up to 60 ppl/h

Speed

Up to 12 km/h

## Breakdown

<b>Components</b>	Unified start & finish platform Rollglider track Electric Trolleys	Harnesses Safety control system
<b>Structure</b>	Suspended	
<b>Staff members</b>	Minimum 1 person	
<b>Safety zones</b>	At least 5 m from the track to any obstacles below At least 2 m on each side of the track	

# Shopping Malls



With shopping mall visitors favoring exclusive experiences, the Rollglider is set to bring superior value to your location. Distinguished with its ability to drive footfall and allow big capacities of up to 120 people per hour, this ride will breathe life into your retail facility. Moreover, the construction can utilize unused spaces so you don't have to sacrifice commercial space to install the ride.

## Anchor attraction

ROLLGLIDER is loved by people of all ages, thus becoming an alternative to the anchor store.

## Space utilization

ROLLGLIDER can turn any previously unused ceiling space into a revenue-maker.

## Diversifies the experience

ROLLGLIDER with its unique experience can help your shopping center stand out and increase footfall.

## Sample Project

A dual-line Extreme Electric Rollglider featuring one-point operation and a racing element. The ride is completely suspended on the ceiling above other existing attractions.



Track length

**2 lines,  
250 meters each**

Capacity

**Up to 120 ppl/h  
per line**

Speed

**Up to 35 km/h**

## Breakdown

<b>Components</b>	Unified start & finish platform Rollglider track Electric Trolleys	Harnesses Anti-collision system
<b>Structure</b>	Suspended	
<b>Staff members</b>	Minimum 1 person	
<b>Safety zones</b>	At least 5 m from the track to any obstacles below At least 2 m on each side of the track	

# Summer Resorts



Get the Rollglider for your resort and offer a new thrilling experience for customers to enjoy in the hot and adventurous summer season. A variety of Rollglider experiences are befitting to summer resorts ranging from adrenaline-inducing Extreme or observational Panoramic rides to eco-friendly transport ones.

<p><b>Tailored experience</b></p> <p>The Rollglider experience can be tailored to your resort's customer demographics and preferences.</p>	<p><b>Unique experience</b></p> <p>Experiences like the Rollglider can make your resort stand out and lure in thrill-seeking visitors.</p>	<p><b>Theming opportunities</b></p> <p>The ROLLGLIDER provides numerous design opportunities and can be tailored to the resort's theme.</p>
--	--	---

## Sample Project

An Extreme Gravity Rollglider in a summer resort, featuring dips and loops for a thrilling and memorable experience. The ride provides an alternative to the resort's other attractions such as slides and pools.



Track length	Capacity	Speed
250 meters	Up to 120 ppl/h	Up to 35 km/h

## Breakdown

<b>Components</b>	Operational platforms Rollglider track Standard Gravity Trolley	Trolley retraction system Harnesses Anti-collision system
<b>Structure</b>	Self-standing	
<b>Staff members</b>	Minimum 2 people	
<b>Safety zones</b>	At least 5 m from the track to any obstacles below At least 2 m on each side of the track	

# Reference Projects



**FUJI SUBARU LAND**  
Yamanashi, Japan, 2015

**Rollglider model:** Panoramic gravity  
**Facility type:** Recreational area



**AREA 15**  
Las Vegas, USA, 2020

**Rollglider model:** Panoramic electric  
**Facility type:** Immersive playground



**ADVENTURE HQ**  
Singapore, 2020

**Rollglider model:** Extreme gravity  
**Facility type:** Family entertainment center



**DREAMS NATURA**  
Cancun, Mexico, 2020

**Rollglider model:** Extreme gravity  
**Facility type:** Holidays resort & SPA

# Who We Are

---

At Safety Engineering our mission is to enable people to confidently take on exciting entertainment challenges while being safe and secured. The Rollglider department employs a team of more than 15 dedicated engineers and architects who are set to provide the highest quality products even when faced with the most bizarre scenarios. With more than 40 unique Rollgliders built we are confident we can tackle on every challenge.



**LET'S TALK ABOUT  
YOUR PROJECT!**

Contact us at  
[sales@rollglider.com](mailto:sales@rollglider.com)